

# TECHNICAL DATA

## FLASH SCREEN

Our LCD elevator screens use Flash technology to allow you to customize the image and voice message on each floor. They are available in different formats, communication types and audio functions. You can find different types of communication in our displays: CanBus, vPixel, Discrete, Binary and EnergyLink. Combine sound and image on each floor.



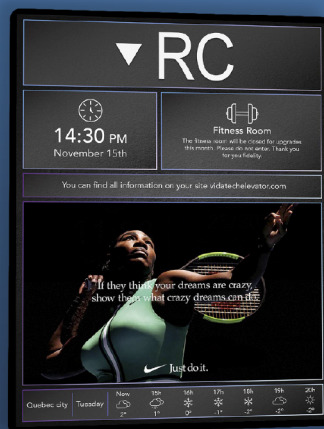
Flash F43XX - 4,3" LCD position Indicators



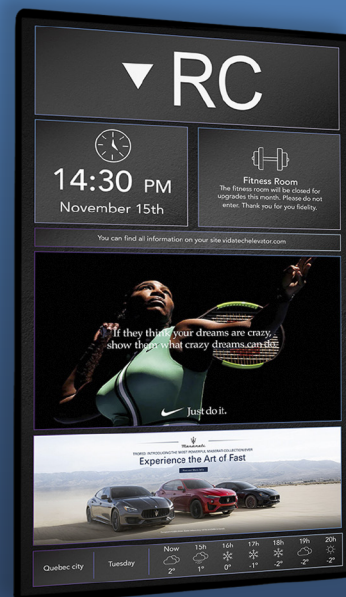
Flash F70XX - 7" LCD position Indicators



Flash F10XX - 10" LCD position Indicators



Flash F15XX - 15" LCD position Indicators

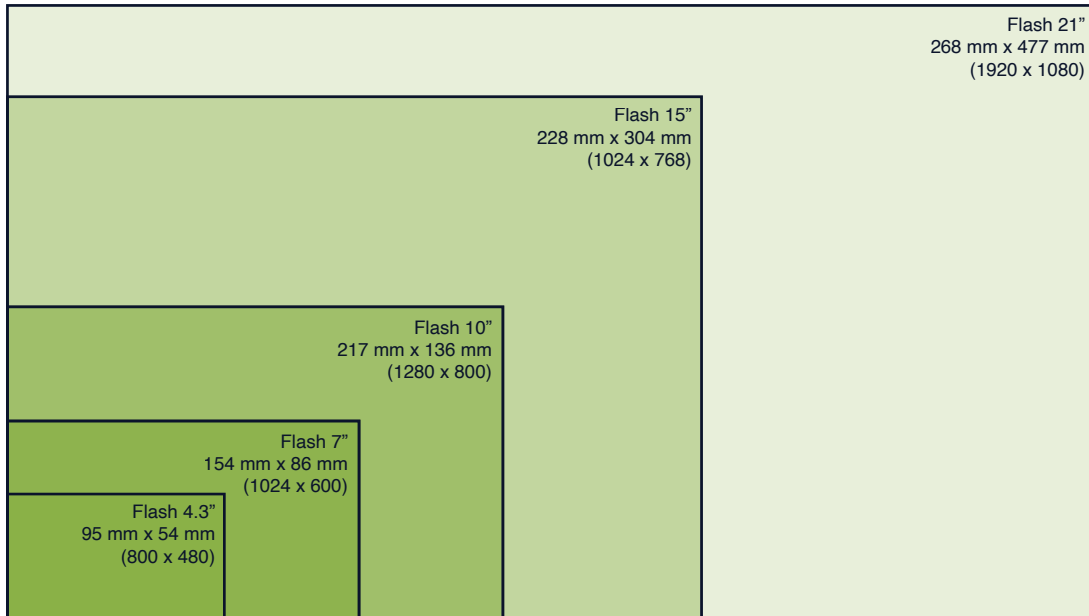


Flash F21XX - 21" LCD position Indicators

### Technical Specifications of Flash screens

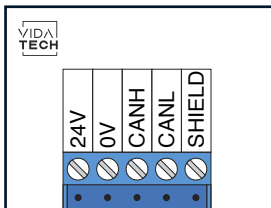
Screen	4,3"	7"	10"	15"	21"
Dimensions (Largeur x hauteur x profondeur)	174mm x 76mm x 24mm	210mm x 118mm x 25.3mm	257mm x 180mm x 25.4mm	283mm x 391mm x 44mm	374mm x 582mm x 45mm
Display area	95 mm x 54 mm	154 mm x 86 mm	217 mm x 136 mm	228 mm x 304 mm	268 mm x 477 mm
Diagonal size	4.3 inches	7 inches	10 inches	15 inches	21 inches
Resolution	800 x 480 pixels	1024 x 600 pixels	1280 x 800 pixels	1024 x 768 pixels	1920 x 1080 pixels
Luminance	500 Cd/m <sup>2</sup>	350 Cd/m <sup>2</sup>	800 Cd/m <sup>2</sup>	250 Cd/m <sup>2</sup>	350 Cd/m <sup>2</sup>
Contrast	1200 Cr	800 Cr	900 Cr	700 Cr	1000 Cr
Viewing angle	80° x 80	80° x 80	80° x 80	80° x 70	80° x 89 x 89
Drive system	IPS Active Matrix	IPS Active Matrix	IPS Active Matrix	TFT Active Matrix	TFT Matrix
Display colours	65 536 colors	16 millions colors	16 millions colors	16 millions colors	16 millions colors
Power supply	24V @ 0.1A (0.35A with voice)	24V @ 0.15A (0.4A with voice)	24V @ 0.25A (0.5A with voice)	24V @ 0.6A (0.85A with voice)	24V @ 2A (2.15A with voice)
Flash memory	32MB	64MB	64MB	128MB	1GB

# Dimensions

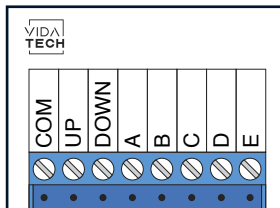


# Communications

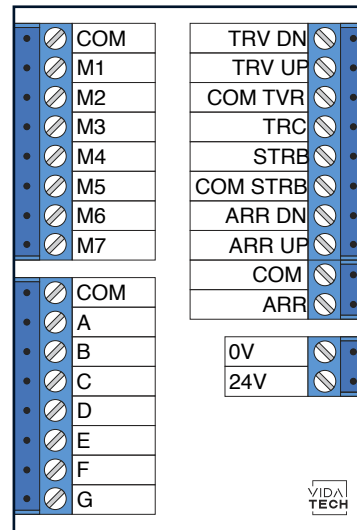
## CanBus



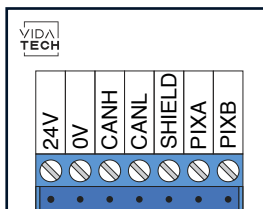
## Discrete



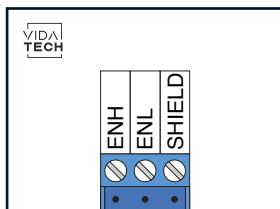
## Discrete extended



## CanBus + Vpixel



## EnergyLink



# Options



## Special messages

By activating the option, your screen can display several special messages in the background: fire, emergency recall, blocked doors, emergency power, etc.



## Portrait and landscape format

Put your screen in portrait or landscape format depending on its installation in the elevator fixture.



## Customizable background

Customize your backgrounds using our Storm software. Several background designs and position indicator colors are available by default. You can also create your own design and transfer it to your screen using a USB key.



## Configurable by USB dongle

Insert an empty USB dongle in the back of your screen to get its configuration. Reconfigure your screen by implementing your configuration via USB.



## Energy saving mode

Maximize the efficiency of your screen by enabling this option. After a few minutes, the screen will darken to increase the durability of the screen and the technology.



## Voice Annunciator

Integrate to your screens a voice annunciator, a passage gong and a car gong (Only available with screens with extension 22, ex: F4322).



## Arrival arrow

Integrate the arrival arrows through your position indicators.



## Screen content management

Customize and manage the content of your F15XX or F21XX the way you want it from our Bolt screen management site. Customize your ads, create your playlists, add widgets, etc.